



2025 可持续发展报告



报告是如何编制的?

1.项目启动

2.

	2025	"	"		"	"				
								ESG		
"	"	"	"	ESG						
		"	"		"	"		ESG		
				MSCI ESG	BBB	A		EcoVadis		
CSA	30%	Wind	AA		"	"	"	E		
"	2025	ESG	100		ESG					
"	"				"	"	"	"		
"	"			100%				"	+	
"	"			5.6		21				
		"	"							
E										
"	"									
"	"	"	"							

ISO37301

" "

" "

" "

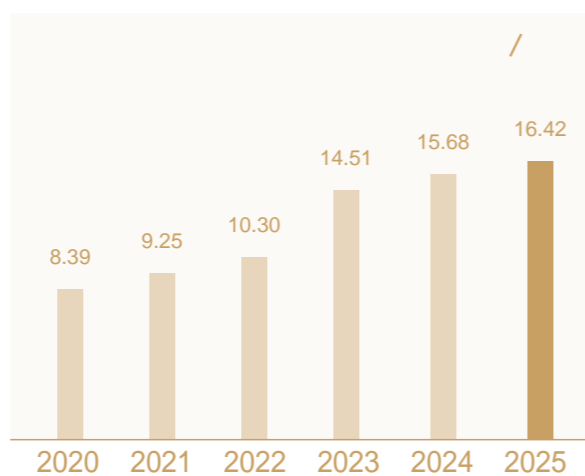
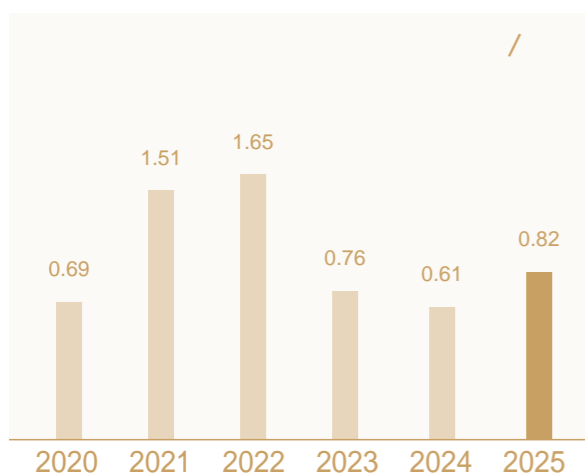
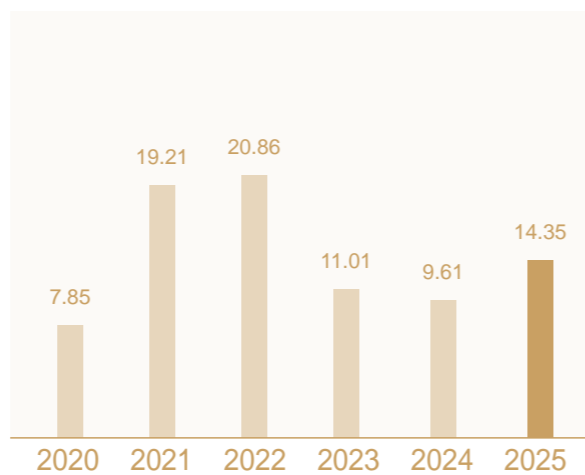
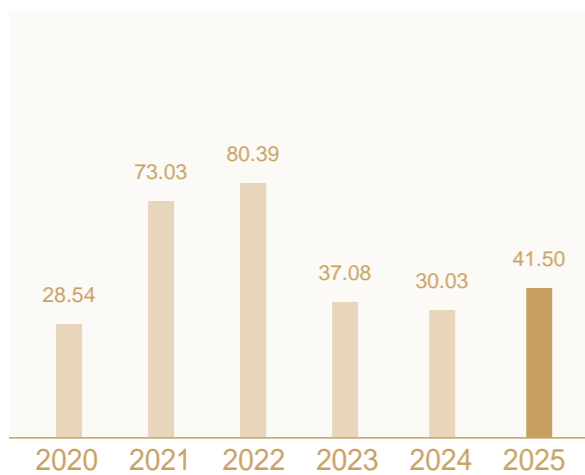
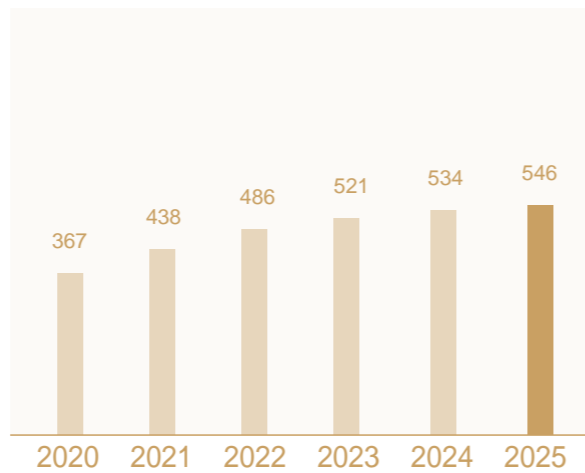
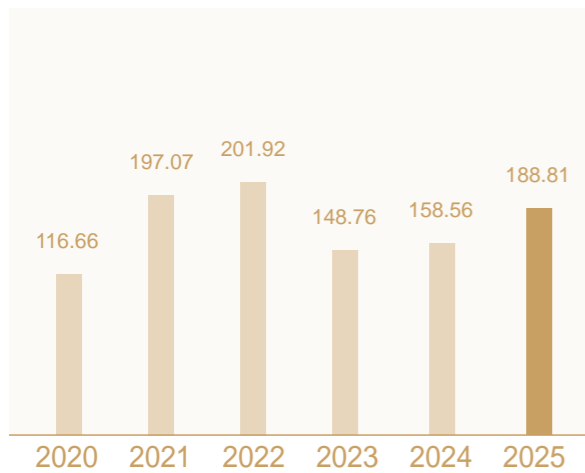
" "

" "





Wind ESG



2025

GOVERNANCE

40%	3 34.96	A
17.77	100%	22,423 100%

ENVIRONMENT

100% 100%	1.03	3,805 2.68
2.2 124	392 3.1	7.4 20

SOCIAL

14,300	98.78%	39
100%	97%	4,847
1,072	920	980 603 97%

中国巨石

ESG

200

60

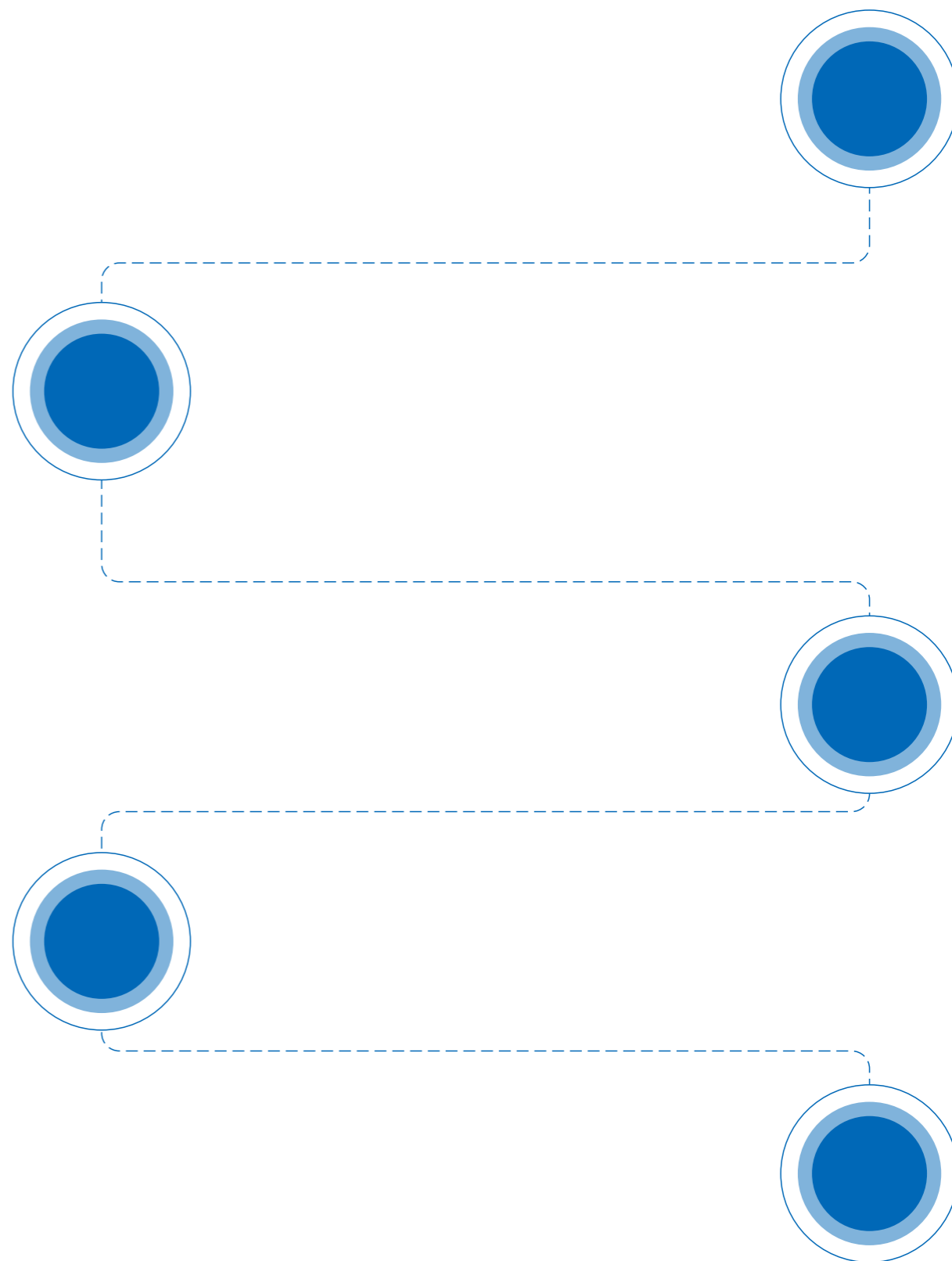
2025

ESG



01 治理之擎

16 和平、正义与强大机构



2025
ESG
" "

ESG ESG

15%



智

引 新 生产力

-
-
-
-
-
-
-
-

-
-
-
-
-
-
-
-
-
-

打 治理现代
 导 力

-
-
-
-

ESG

ESG

ESG



--	--	--

/		
---	--	--

--	--	--

	/	
--	---	--

--	--	--

--	--	--

/





2025

14

" "



•

2025

•



•

21

24



•

ESG

2025

8,439



•

"

"

"

"

•

"

"

"



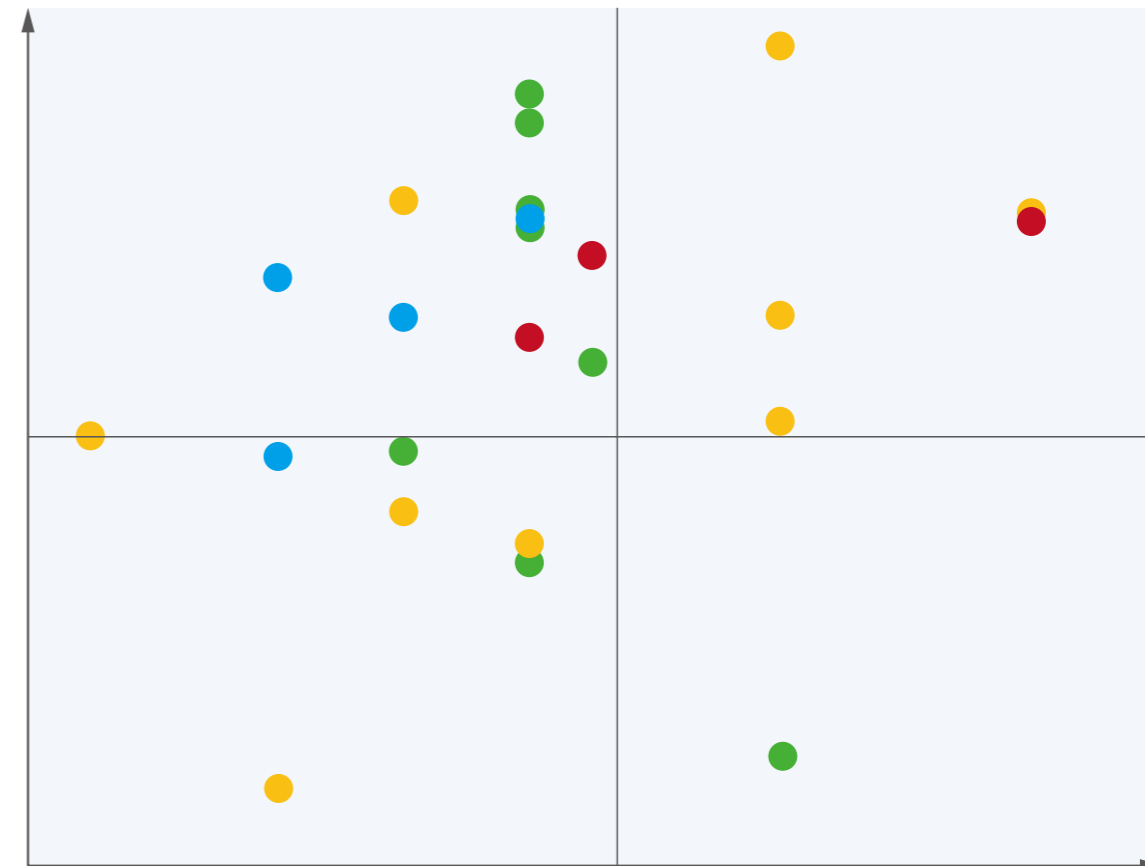
"



•

"

"



* 21



		2025	
3,452.82			
618	2024		4.59%

2 4 3 2025 12 31 9
1/3 1 11.11%

							ESG

¹ ESG

²

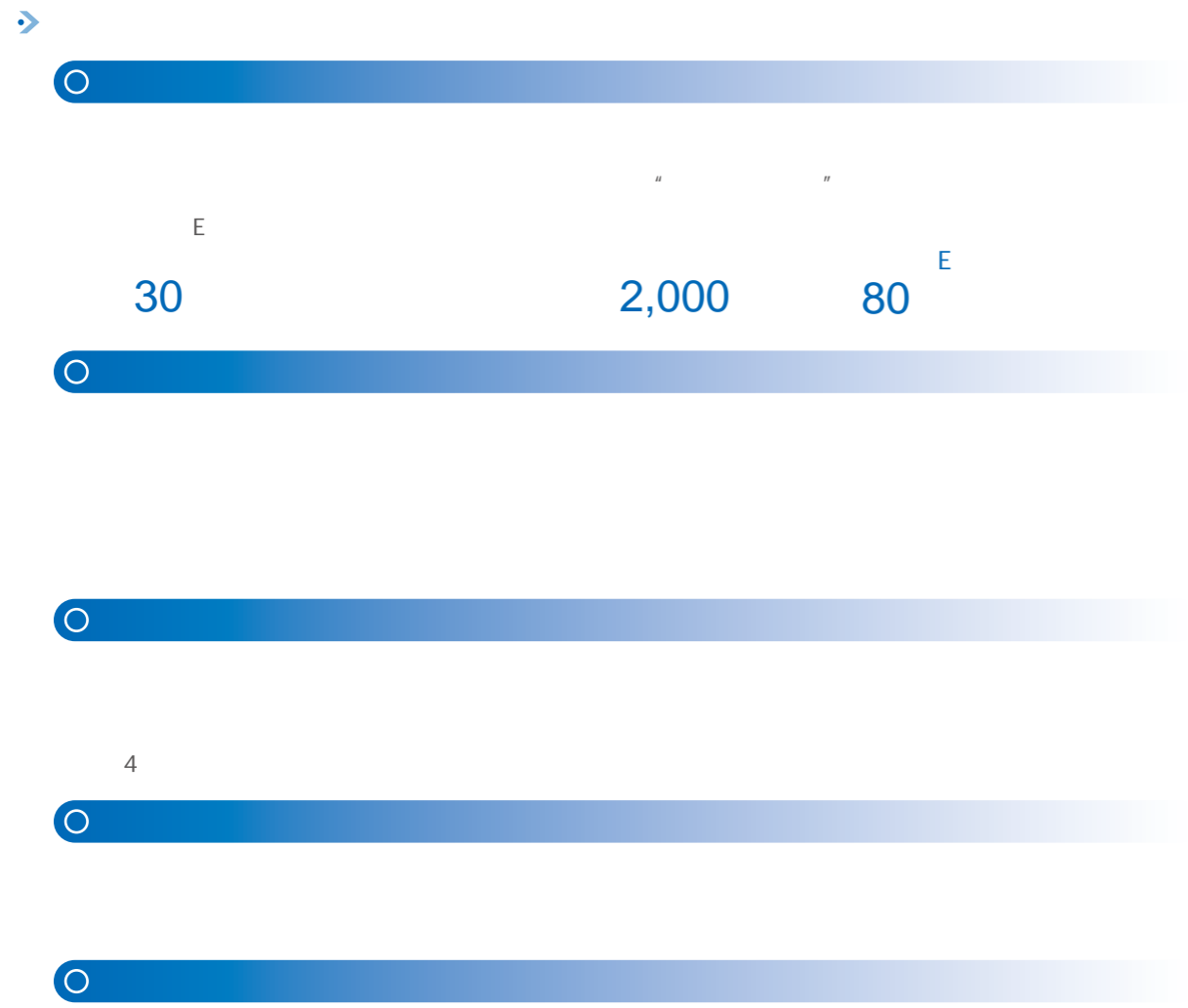
2025 “ ”



2025

20





2023-2025

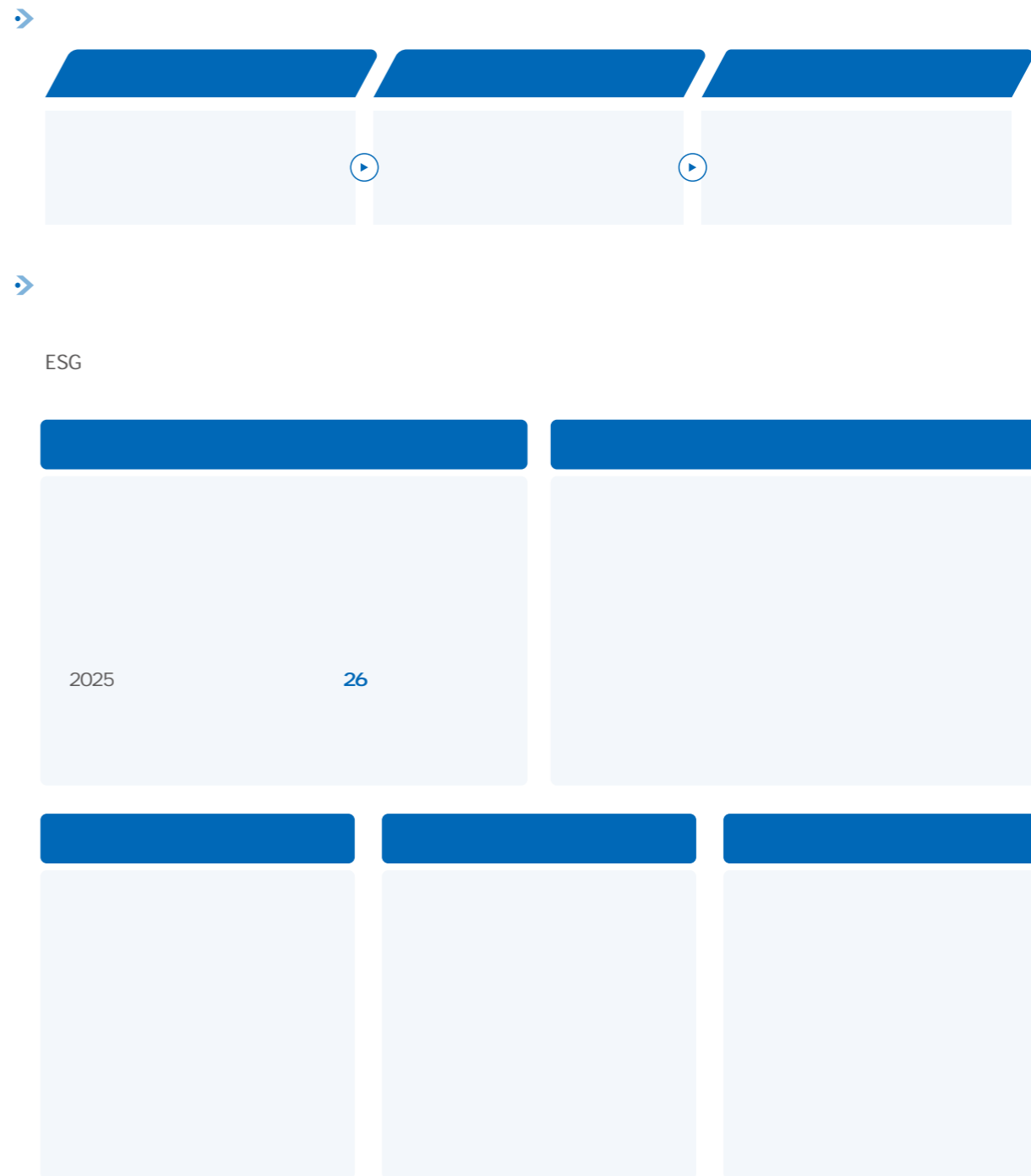
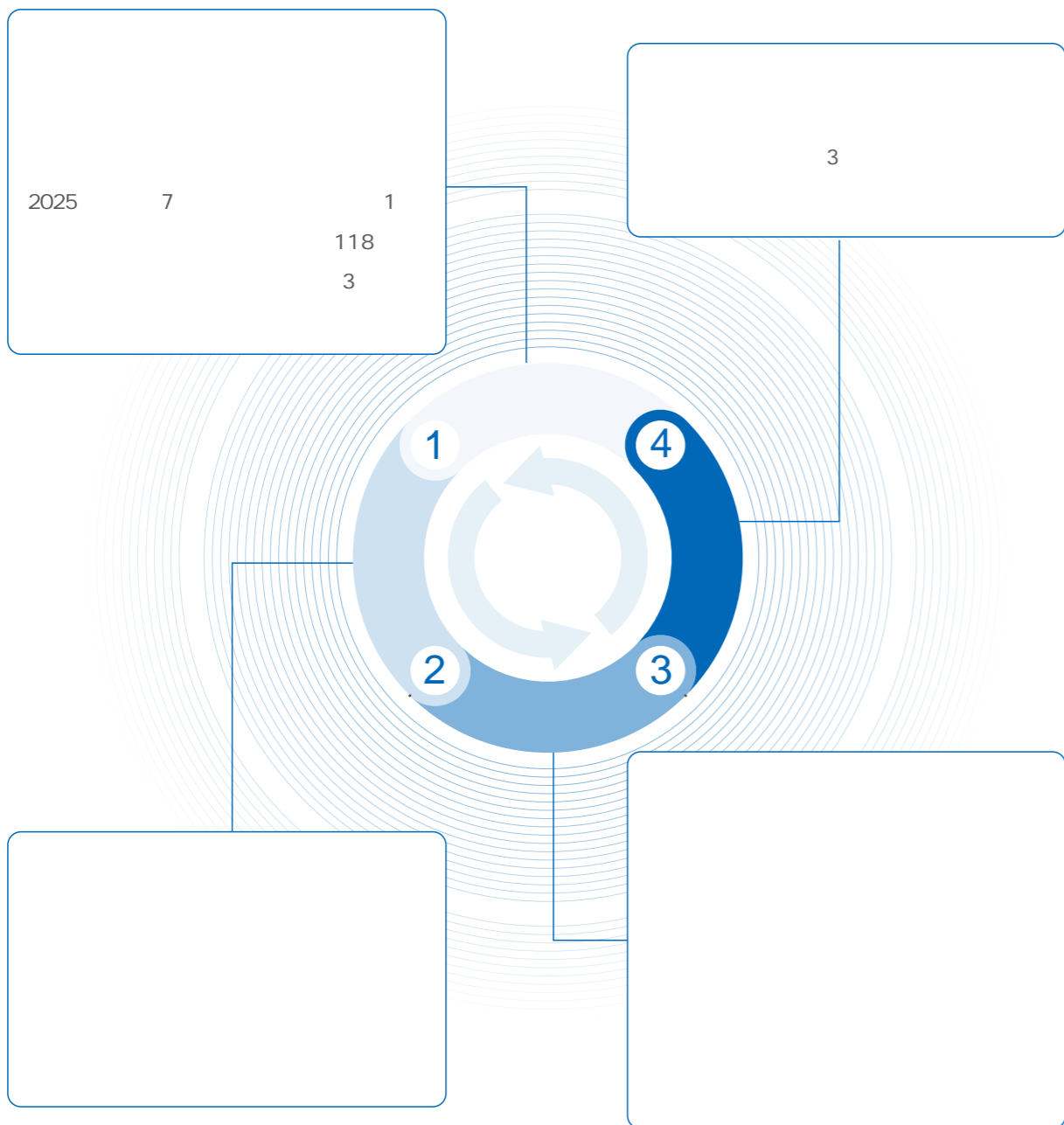


ISO37301



ISO 37301

ISO 37301







5

"

"

6

3

8

8



"

"

"

"

100%

"

"

"



o

2025

13

100%

122

100%

22,423

2025

2025



o

2025

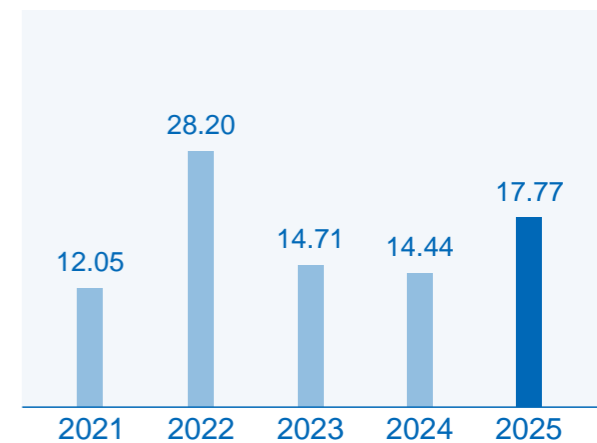
"

"

"

"

+



2025

17.77

"


"



02 创新之翼

“ ”





1,380 " " 8 200 300

3,000



2025 3 4 -6

"
5


"

15

3%


48

79





2025 3 24 -26



2025 4 15 -18



2025 9 16 -18 28




2025 10 24 31



AI

“ ”
“ ”
2024 “ ”
2025 “ ”
“ 5G ” 5G



o



5G

2025

31

18

16 “ AI+ ”

AI

AI

ESG

AI

“ ” + “ ”

AI

AI

800

AI



AI+

2025

2025

12

370

“

”



2025

A teal square containing a white icon of a clipboard with a checklist and a gear.

2023-2025

2025


A teal square containing a white icon of a document with a magnifying glass.A teal square containing a white icon of three people with a gear.

AI

" " "

A teal square containing a white icon of a leaf.

A light teal rectangular area containing three teal arrowheads pointing to the right, indicating a list of items.





2025

5.8

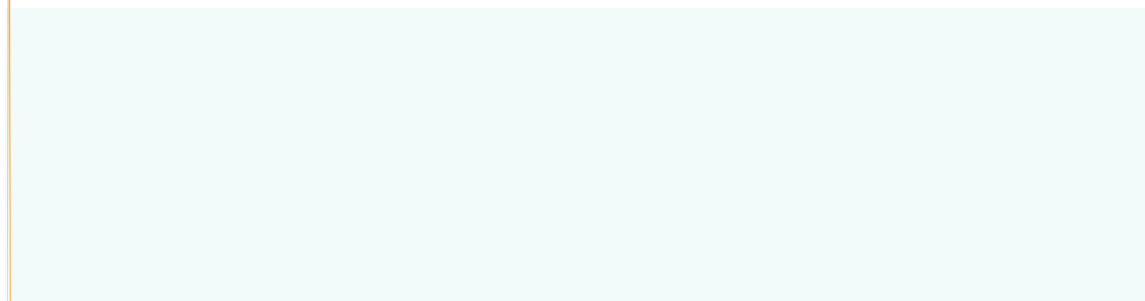

0.5

6

5

4

1



100%



2025

700



03 低碳之脉





“ ”

134


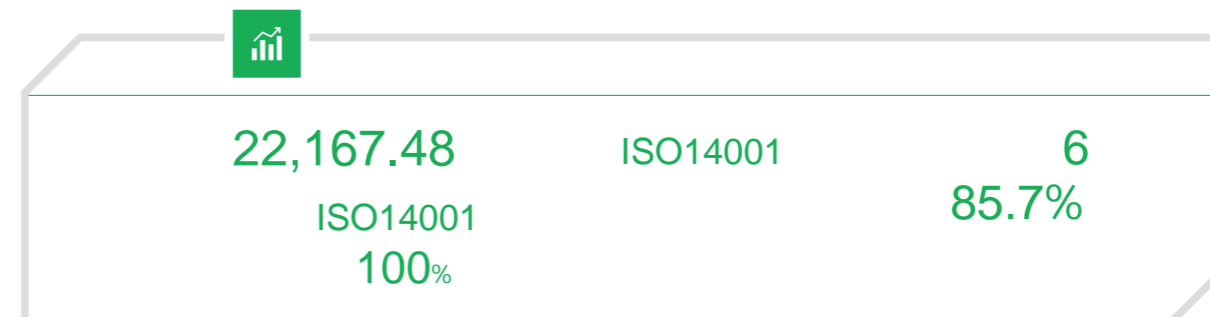


EHS



➤ EATNS
2025

➤ 2025 E

*3 1 2
EATNS



*3 EATNS



ESG

E9

"

"

"

"

100%
2025

60% 35%



1.3
ISO50001
ISO50001

5
71.4%

2025

*6

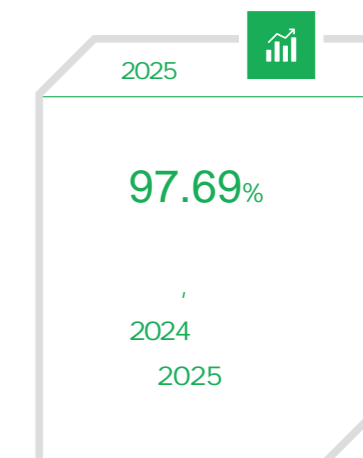
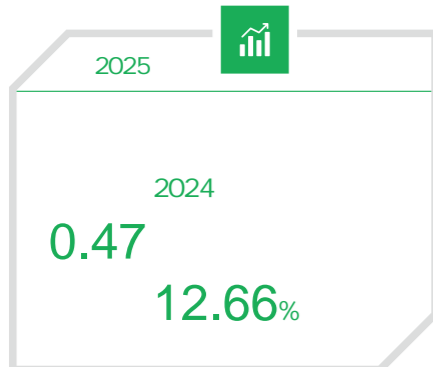
2025	2025	
	2,627,022	
	2,396,679	
	2,316,812	
	79,867	
	230,343	
	155,092	
	127,330	
	75,251	
	61,781	
	35,103	
	2,662,125	
	84,708	
	4,177,884	
	685	
	4,263,277	
	6,925,402	
	367	/
	282.92	/
	392	
	155,092	

*6

*7

2025

70




2025

*8

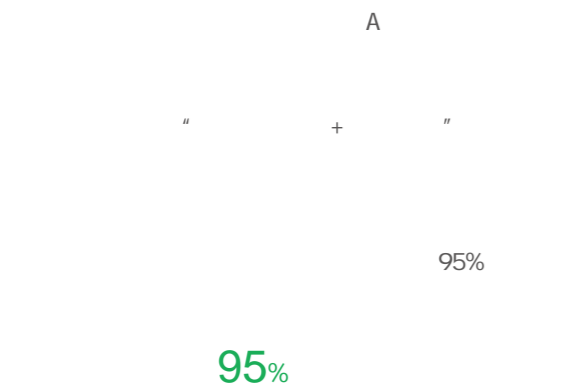
2025	2025	
	7,990,345	
	4,971,956	
	3,018,389	
	424	/
	2,627,811	
	2,603,763	
	24,048	
	5,362,534	
	337,343,761	
	97.69	%
	0	

*8

*9 WRI



2030				
/	"	"	6.0%	
/	"	"	29.8%	
/	"	"	10.3%	
/	"	"	19.5%	


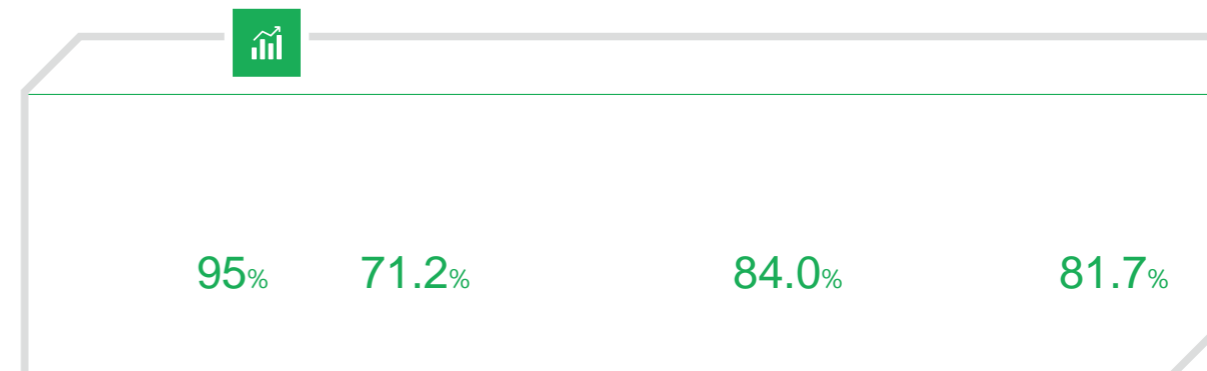


2025

*10

	2025
NOx	690.55
SO ₂	275.57
	30.72
VOCs	77.10

*10



+ABFT

GB18918-2002

A

MBR

GB8978-1996




2025



100%

2025



2025

ESG

ESG

ESG

30%

20%

70%

10%

40%



10%

20%

40%

70%

100%

10%

20%

40%

70%

100%

10%

20%

40%

70%

100%

10%

20%

40%

70%

100%

10%

20%

40%

70%

100%

10%

20%

40%

70%

100%

10%

20%

40%

70%

100%

10%

20%

40%

70%

100%

10%

20%

40%

70%

100%

10%

20%

40%

70%

100%

10%

20%

40%

70%

100%

10%

20%

40%

70%

100%

10%

20%

40%

70%

100%

10%

20%

40%

70%

100%

10%

20%

40%

70%

100%

10%

20%

40%

70%

100%

10%

20%

40%

70%

100%

10%

20%

40%

70%

100%

10%

20%

40%

70%

100%

10%

20%

40%

70%

100%

10%

20%

40%

70%

100%

10%

20%

40%

70%

100%

10%

20%

40%

70%

100%

10%

20%

40%

70%

100%

10%

20%

40%

70%

100%

10%

20%

40%

70%

100%

10%

20%

40%

70%

100%

10%

20%

40%

70%

100%

10%

20%

40%

70%

100%

10%

20%

40%

70%

100%

10%

20%

40%

70%

100%

10%

20%

40%

70%

100%

10%

20%

40%

70%

100%

10%

20%

40%

70%

100%

10%

20%

40%

70%

100%

10%

20%

40%

70%

100%

10%

20%

40%

70%

100%

10%

20%

40%

70%

100%

10%

20%

40%

70%

100%

10%

20%

40%

70%

100%

10%

20%

40%

70%

100%

10%

20%

40%

70%

100%

10%

20%

40%

70%

100%

10%

20%

40%

70%

100%

10%

20%

40%

70%

100%

10%

20%

40%

70%

100%

10%

20%

40%

70%

100%

10%

20%

40%

70%

100%

10%

20%

40%

70%

100%

10%

20%

40%

70%

100%

10%

20%

40%

70%

100%

10%

20%

40%

70%

100%

10%

20%

40%

70%

100%

10%

20%

40%

70%

100%

10%

20%

40%

70%

100%

10%

20%

40%

70%

100%

10%

20%

40%

70%

100%

10%

20%

40%

70%

100%

10%

20%

40%

70%

100%

10%

20%

40%

70%

5 16 7 4

*13	
	P1
	P2
	P3
	P4
	P5
	P6
	P7
	T1
	T2
	T3
	T4
	O1
	O2
	O3
	O4
	O5

*13 (Physical Risk) * P* (Transitional Risk) * T* (Opportunity) * O*




P1
P2
P3
P4
P5
P6
P7
T1



T2

CCUS




T3


ESG

T4


ESG




O1




O2




O3



O4

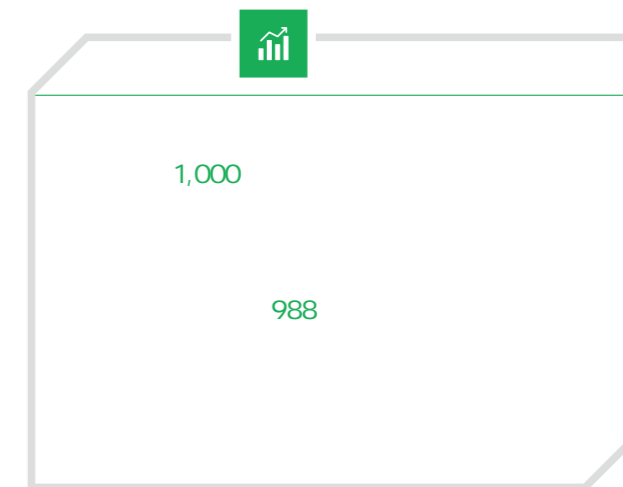


O5



7

2025
1,643.23



17,078



	TCFD			IPCC	
SSP	SSP1-2.6	SSP5-8.5			
	0-5	2030	5-10	2035	10-35
					2060

RCP 2.6 / SSP1

RCP 8.5 / SSP5

IEA STEPS

IEA NZE 2050

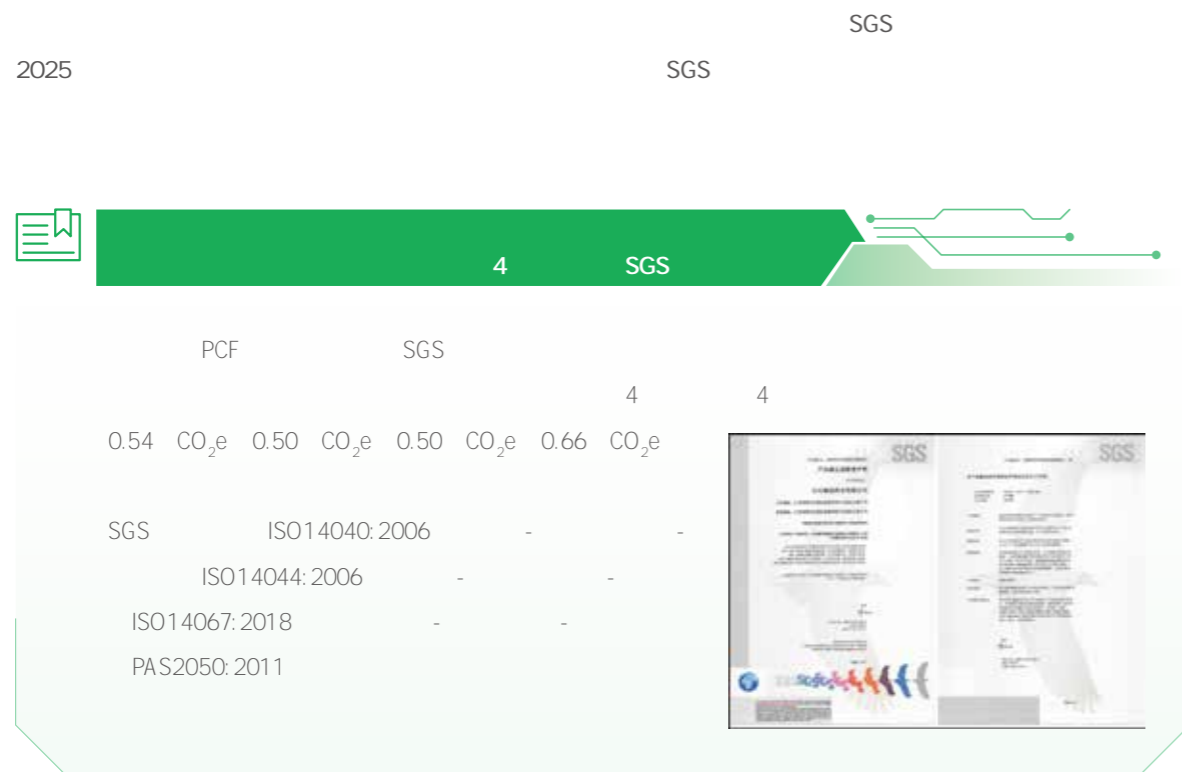
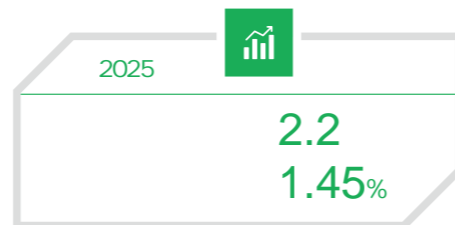
T3

" "


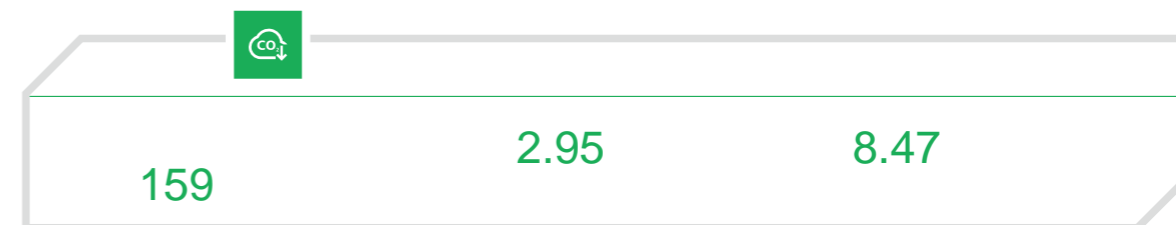
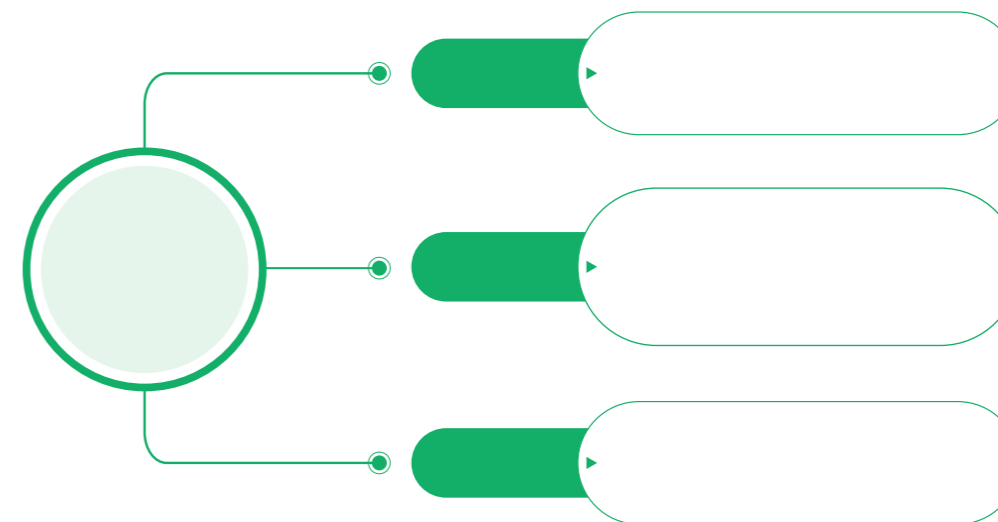
" "

03

" "

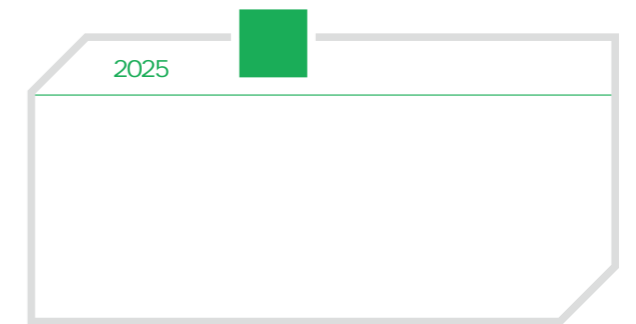


2027 " " 2057 " "

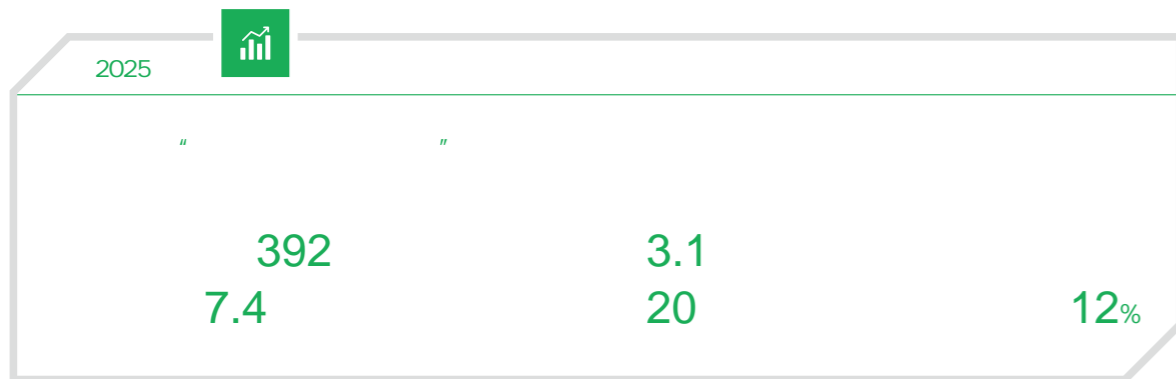
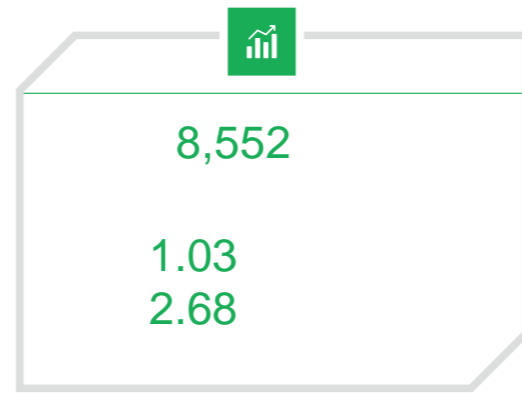





E7 / 2025 15,000 100% E6 35,000
2030



2025 20 18 5%





2025

¹⁴

	2025	
	2,344,799	
	1,087,679	
	1,257,119	
	124	/

¹⁴

2025	2025	2030
3.6%	20.8%	24.15%
6.8%	13.7%	20.31%
20.0%	18.7%	27.7%

2025

-

3

89%

6%

5%

2025

1	6,365,898.48	89.32%
3	428,824.88	6.02%
4	69,826.47	0.98%
6	551.61	0.01%
7	5,357.52	0.08%
9	92,321.61	1.30%
10	51,623.33	0.72%
12	112,945.46	1.58%
	7,127,349.37	100.00%

¹⁵2025

10



2025



40
425
100%

04 人才之林



- 3 良好健康与福祉
- 4 优质教育
- 5 性别平等
- 8 体面工作和经济增长
- 10 减少不平等



1

86

109

27

4.70

5

4.79

2025

" "

100%



" "

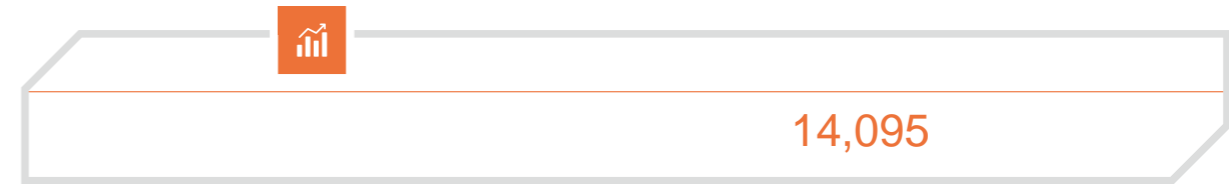
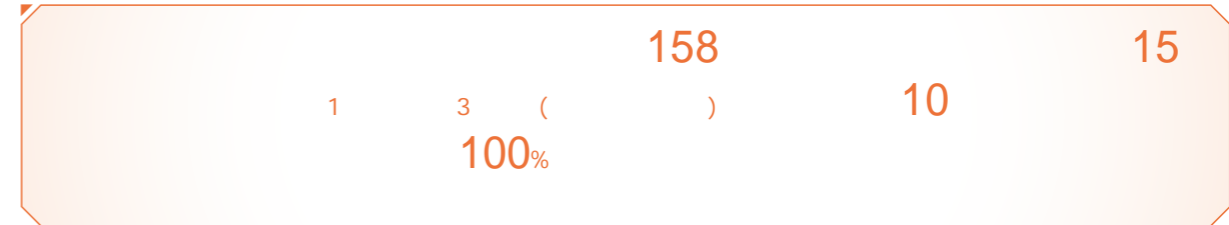


" "

30



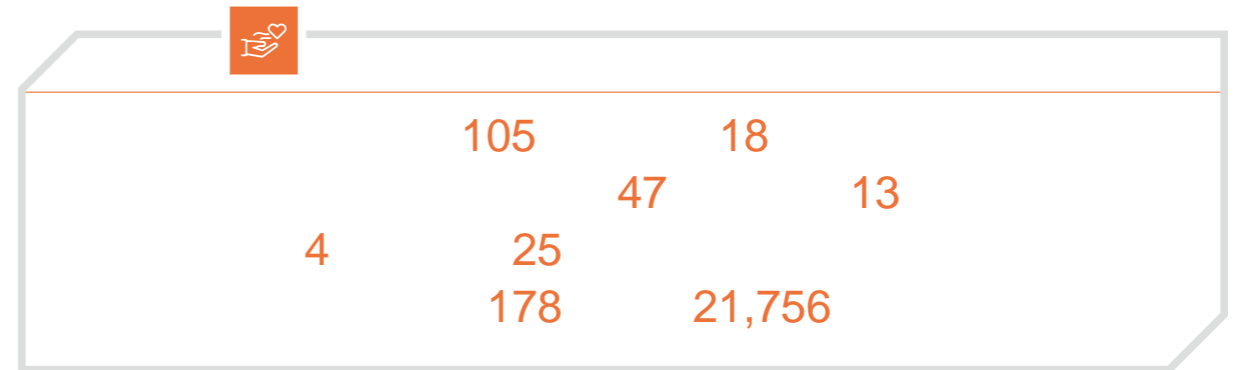
98.17%
88.3%
97%

100%







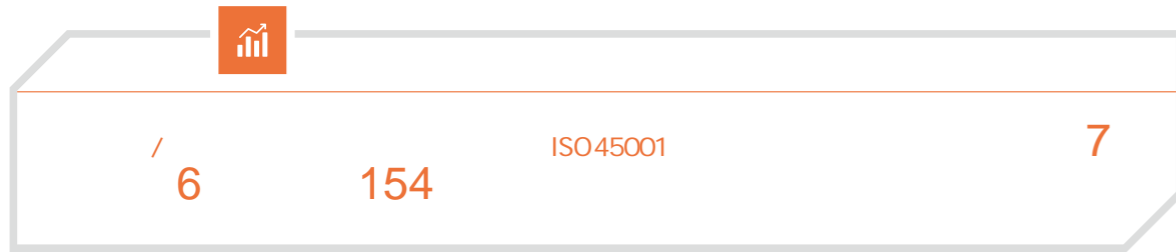
2025



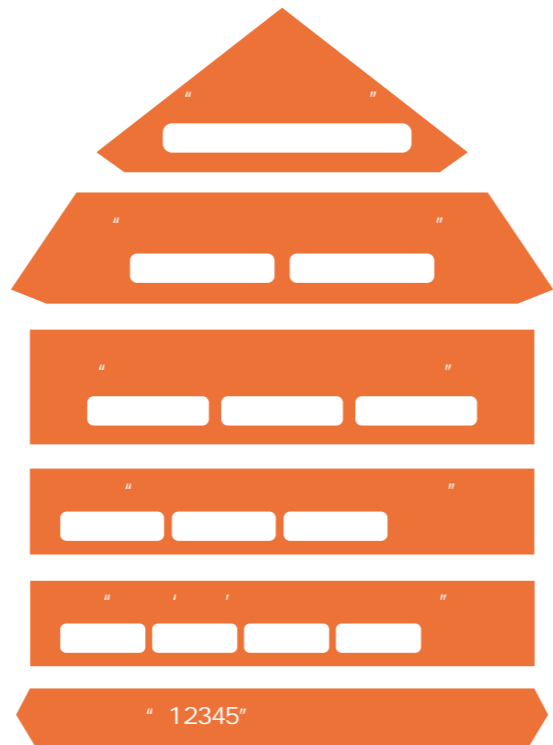
“ ”
“ ”
“ ”




“ ”
“ ”
“ ”



2025 " 12345"



" " " "



EHS



4,846.94





“ “ “ “ “
“ “



22 AI
1 100%

“ “ 4
“ AI

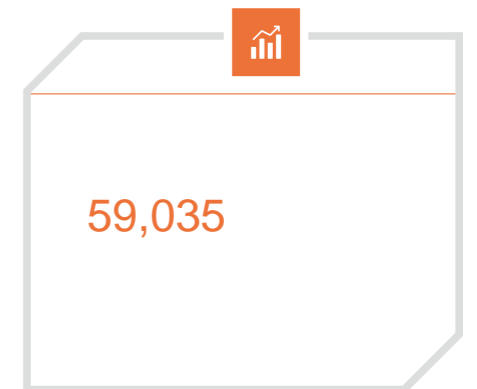


“

“

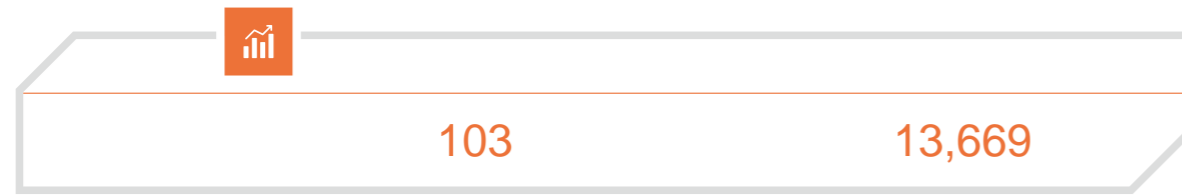
“ “ 202

“ “
6,000





" "



" 12345"

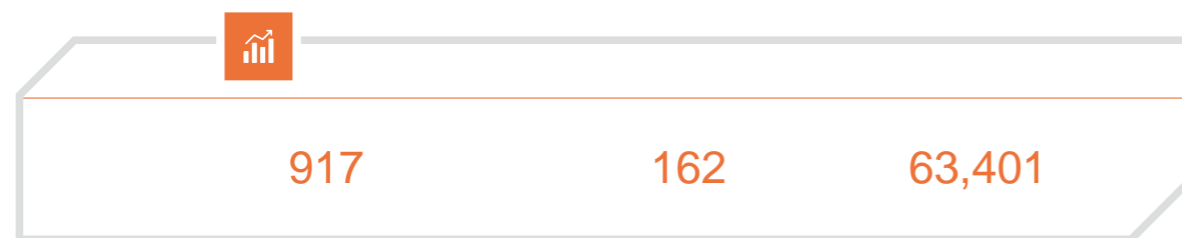
"

"

"


" "

"



○ 2026 1 18

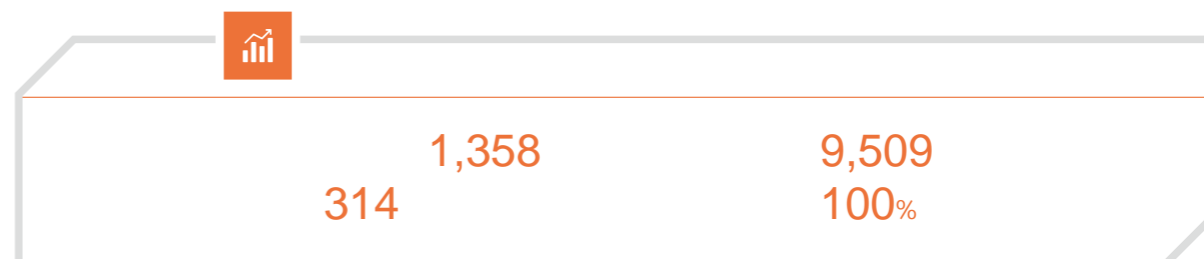
50%



7



0





	2025
	14,341
	11,816
STEM ^{*16}	3,011
	2,525
STEM	389
STEM	3,400
	11,788
	2,553
	63
	2
	61
^{*17}	3
	635
	51
^{*18}	1
	584
	28
	66
	13,643
30	3,158
30 50	9,501
50	1,682
	12,213
	1
	2,127

^{*16}

^{*17}

^{*18}

IT

	2025	
	18.14	%
^{*19}	19.72	%
30	29.58	%
30 50	16.74	%
50	7.02	%
	16.43	%
	0	%
	29.90	%
	1.59	%
	1.42	%
	19.29	%
30	26.47	%
^{*20} 30 50	14.80	%
50	6.48	%
	14.04	%
	0	%
	29.90	%
	1.59	%
	1.42	%
	17.16	%
	3,515	
	2,818	
	697	
30	1,563	
30 50	1,951	
50	1	
	0	
	0	
	3,515	
	2,892	
	623	
	688	
	16.37	%

^{*19}

^{*20}

/

1,329

100%

" " " " 1.8‰ 1.5‰ 1‰

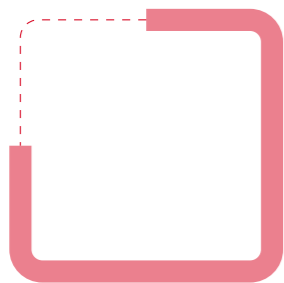
	2025	
	100.00	%
	100.00	%
	100.00	%
	76.19	%
	96.22	%
	100.00	%
	100.00	%
	100.00	%
	48.97	%

➔ 2026





" 12350 "



o

RoHS REACH



SAP OA MES SCADA LIMIS

DFMEA PFMEA CP

PPAP ISO9001

ISO14001 ISO45001 ISO5001 ISO10012 ISO7025 GB/T23001 GB/T29490

ISO9001 IATF16949



" " " 555 "

QC

SOP



2025 " " , " " "

" " " "

294



2025 " "

2025 106 120




UL SGS Intertek TÜV
KTW CCS

DNV LR ABS FDA BKI ACS



" "



12

100

45



31

ESG

31

1,000

ESG



31



31

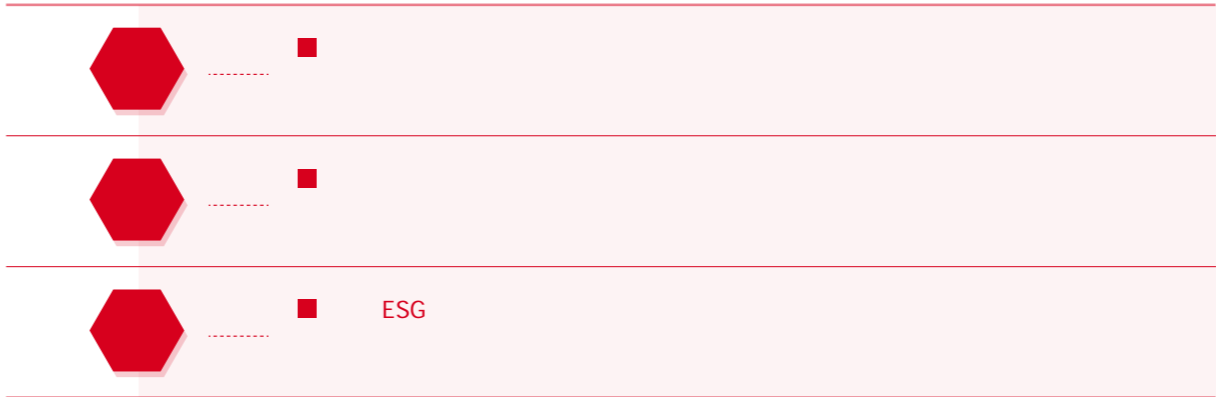


30



PD 20

ESG



ESG

“ ”

“ ”

ESG

2025



" " " "

SOP

" _ "

+ "

"

PIR

35

87.5

SRM " " " "
OA SAP
" "

ESG

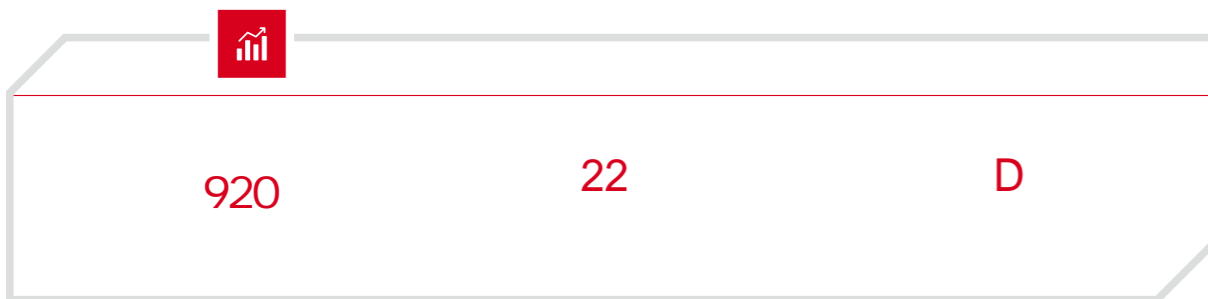
8

/ /

20



0



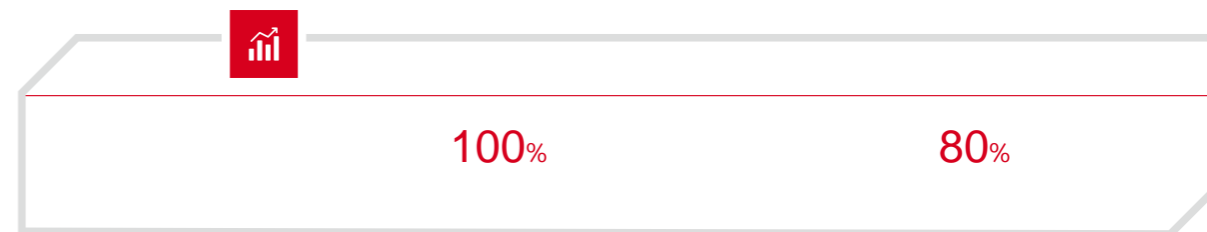
7

6






21
"1+N"


SRM

12







>



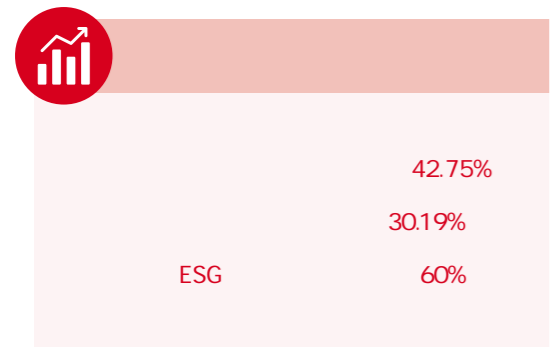
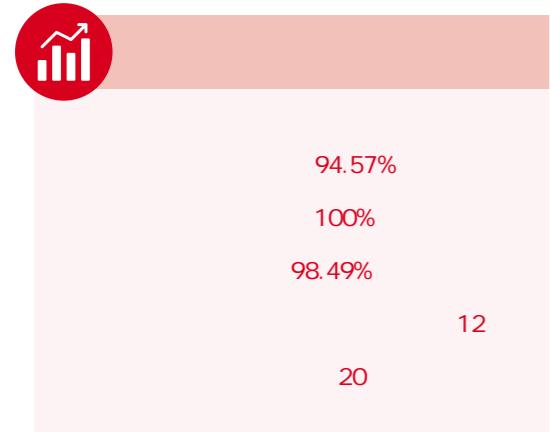






“ ” “ ” “ ” “ ”





2025	
	871
	7
	42
	920
	0
	111
	111
ESG ESG	2
	385





“ ”



10
2007 6
2,300 456
10 18 2,300 456



2025



230 9 cc
9 cc
34 cc



AED



AED
30
AED
100

2025

2025



1 1 20 10



“ ”



2025
100 10 10
50
2,000




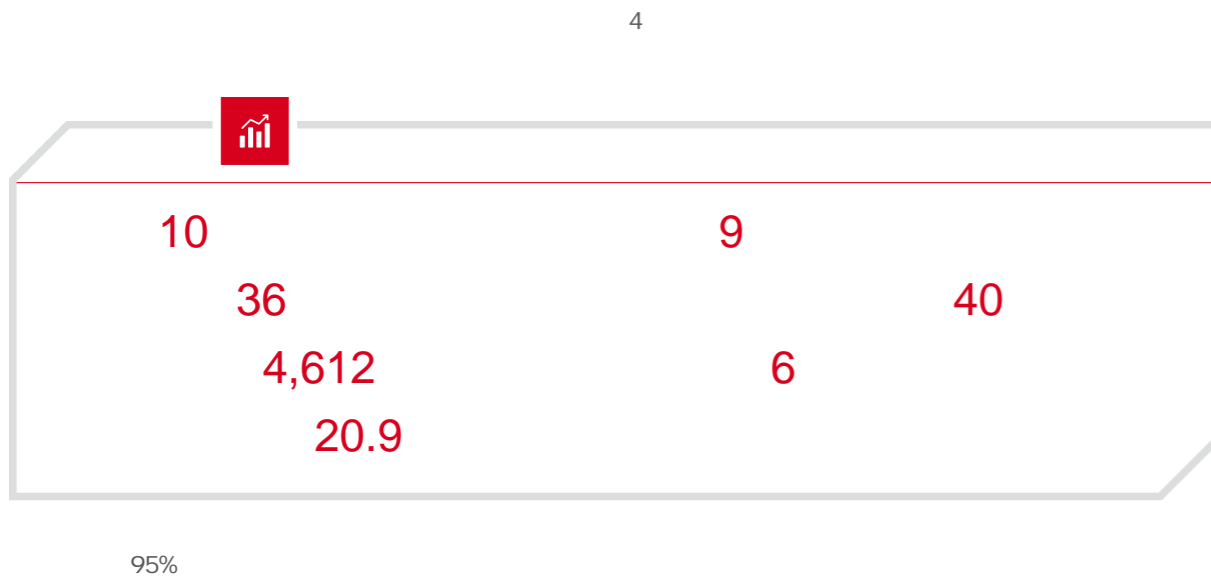
2025

“ ”

60


“ ”





“ ” “ ”

12



2025

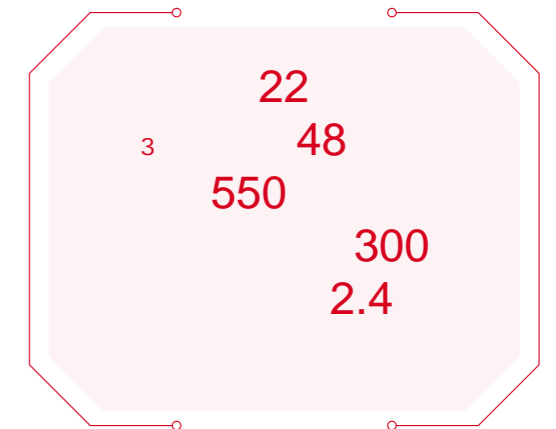
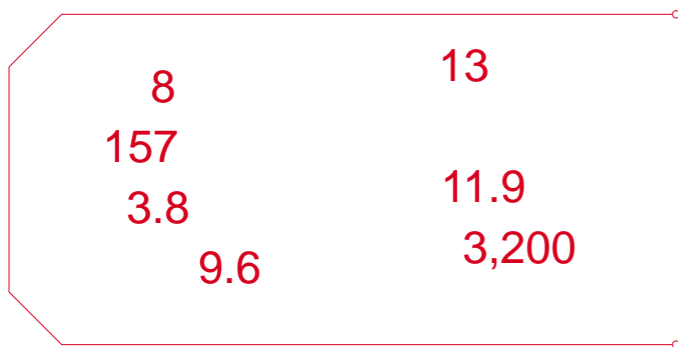
9

250

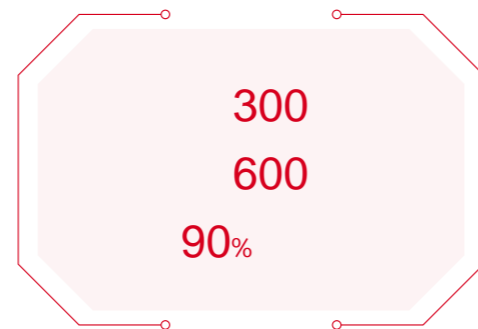




“ “ Winter Gala ” ”



“ “ “ ” ” ”



[Redacted]

[Redacted]

[Redacted]

[Redacted]

[Redacted]

[Redacted]

[Redacted]

[Redacted]

[Redacted]

[Redacted]

[Redacted]

[Redacted]

[Redacted]

[Redacted]

